

OVERVIEW

Metrix Proximity Probes are offered for the installed base of the older 3000 series transducers, which have “system lengths” in feet not meters and must match the driver “system length”. However, the proximity probes and cables are measured in inches. The proximity probe physical length in inches is doubled and matched to the extension cable for the “system length.”

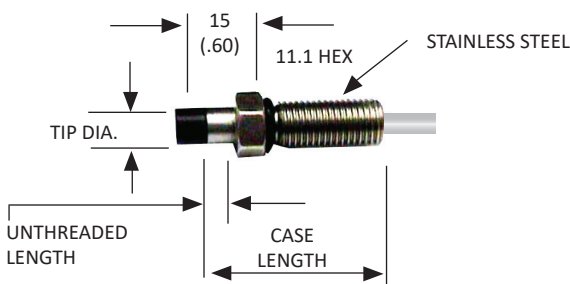
All proximity probes/transducers have third party approvals, comply with API 670 specifications, and feature ProxMatch component coding and are ATEX approved.

PROXIMITY PROBES & EXTENSION CABLES SELECTION

1. Select a probe to suit the mechanical requirements of the machine and mates with the same series extension cable and driver, or transmitter.
2. Pick an Extension Cable from SAME SERIES as probe and electronics.
3. Given the probe length, pick a cable length so the sum of probe and cable add up to the system length.
4. Choose with or without armor.

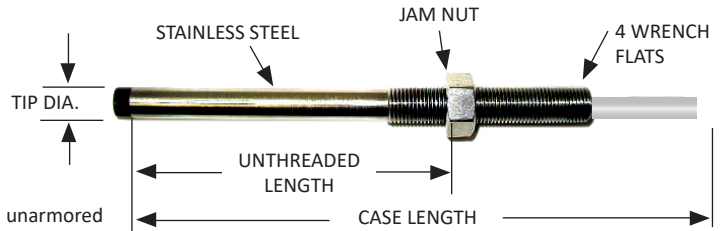
WEIGHT & DIMENSIONS

REVERSE MOUNT PROBE




Weight: 0.5 kg [1lb]

STANDARD PROBE



Weight:
0.4 kg [0.8 lb], unarmored
0.5 kg [1 lb], armored

CABLE



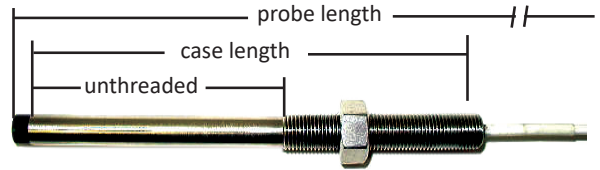
Weights:
0.5 kg [1 lb] for 5 m, unarmored
0.7 kg [1.5 lbs] for 5 m, armored
0.7 kg [1.5 lbs] for 9 m, unarmored
1.0 kg [2.2 lbs] for 9 m, armored

Dimensions in mm
[inches]

SPECIFICATIONS

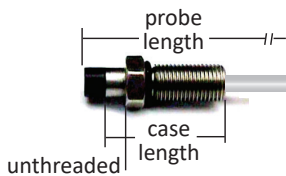
Probe Tip Material	Ryton
Probe Case Material	Series 300 SS for forward mount, smooth case and reverse mount probes
Probe Cable Specs	Coaxial cable with Tefzel insulation for maximum abrasion resistance with ProxMatch color & alphanumeric coding specific to a series and system length.
Cable Impedance	50 Ω
Connector to Connector Torque	Hex connector to hex connector- finger tight and 1/8 turn with wrenches. Hex connector to “click type” connector- finger tight plus 1/8 turn with wrench & pliers
Tensile Strength	75 lbf. probe case to probe lead. 60 lbf. probe pigtail to connector and 60 lbf. connectors to extension cable.
Probe / Cable Armor	Series 300 SS, flexible, connected to probe body with case internal thread.
Minimum Bend Radius	1 inch without armor
Target Material	4140 steel (standard)
Probe & Extension Cable Temperature Range	-40°C to +177°C (-40°F to +351°F)
Probe Pressure	Standard probe design includes seal between probe tip and case and is not pressure tested before shipment. If pressures are present, contact the factory for possible high pressure probe designs.
Relative Humidity	100% condensing but not submersible and with connectors properly protected.
Connector Material	Gold plated brass hex connectors

ORDERING INFORMATION



STANDARD PROXIMITY PROBE 100XX-AA-BB-CC-02						
Model No.	Tip Diameter	Case Threads	Unthreaded Length AA	Case Length BB	Probe Length CC	Armor
10009	0.190"	1/4"-28	Increments of 0.5 in. Maximum= case length minus 1 in.	10=1 in. (min) 05= 0.05 in. (delta) 30= 3 in. (standard) 95= 9.5 in. (max) Even increments only	06 = 6 12 = 12 18 = 18 24 = 24 30 = 30 36 = 36	No
10010						Yes
10014	0.300"	3/8"-24				No
10015						Yes
10012	0.190"	M8X1	Increments of 10 mm. Maximum= case length minus 20 mm.	02= 20mm. (min) 07= 70mm. (standard) 25= 250mm. (max)	Must exceed case length by 4.75 in. min.	No
10013						Yes
10017	0.300"	M10X1				No
10018						Yes
10027*	0.300"	3/8"-24	02= 0.2 in.	12= 1.2 in.		No

*Reverse Mount



Use a standard straight-through threaded probe or the reverse mounted probe and "stinger" depending on availability of the target.

**Model 5499
IS REQUIRED**
for mounting reverse
mount probes



EXTENSION CABLE FOR 3000 SERIES 7386-01/2789 - AAA (no armor) or 7386-01/4454 - AAA (armored)

Probe length	Cable length for 15 ft. systems AAA	Cable length for 20 ft. systems AAA
6 in.	168 in.	228 in.
12 in.	156 in.	216 in.
18 in.	144 in.	204 in.
24 in.	132 in.	192 in.
30 in.	120 in.	180 in.
36 in.	108 in.	168 in.



For probe lengths not listed, double the probe's desired physical length in inches and subtract from 180 in. for a 15 ft. system or from 240 in. for a 20 ft. system to get the correct extension cable length.

Example transducer configuration

Given: A 20 foot system, 3.0 in. case length 3/8-24 probe (0.300 tip dia., 30 inches long, 0 in. unthreaded, no armor on probe, armored cable, driver w/DIN mount. Use:

Probe: 10014-00-30-30-02

Extension cable: 7386-01/4454-180