

## OVERVIEW

For longer range applications to 160 mils: Probes, cables and drivers or transmitters are combined within a unique series and not mixed with other series (interchangeable with 7200 series and not others). The lengths of the probes and extension cables must combine for a system length of 5 or 9 meters.

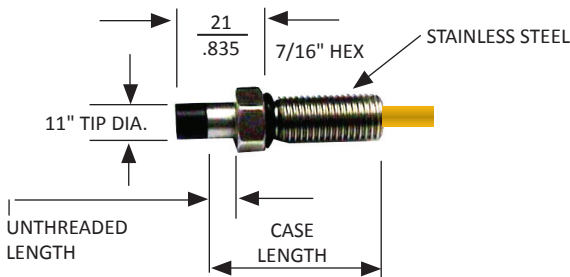
All proximity probes/transducers have third party approvals, comply with API 670 specifications, and feature ProxMatch™ component coding and are ATEX approved.

## PROXIMITY PROBES & EXTENSION CABLES SELECTION

1. Select a probe to suit the mechanical requirements of the machine and mates with the same series extension cable and driver, or transmitter.
2. Pick an Extension Cable from SAME SERIES as probe and electronics.
3. Given the probe length, pick a cable length so the sum of probe and cable add up to the system length.
4. Choose with or without armor.


## WEIGHT & DIMENSIONS

### REVERSE MOUNT PROBE




Weight: 0.5 kg [1lb]

### STANDARD PROBE



Weight:  
0.4 kg [0.8 lb], unarmored  
0.5 kg [1 lb], armored

### CABLE



Dimensions in mm [inches]

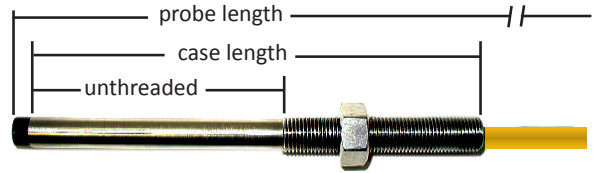
Weights:  
0.5 kg [1 lb] for 5 m, unarmored  
0.7 kg [1.5 lbs] for 5 m, armored  
0.7 kg [1.5 lbs] for 9 m, unarmored  
1.0 kg [2.2 lbs] for 9 m, armored

## SPECIFICATIONS

Probe Tip Material	Ryton
Probe Case Material	Series 300 SS for forward mount, smooth case and reverse mount probes
Probe Cable Specs	Coaxial cable with Tefzel insulation for maximum abrasion resistance with ProxMatch color & alphanumeric coding specific to a series and system length.
Cable Impedance	95 Ω
Connector to Connector Torque	Hex connector to hex connector- finger tight and 1/8 turn with wrenches. Hex connector to "click type" connector- finger tight plus 1/8 turn with wrench & pliers
Tensile Strength	75 lbf. probe case to probe lead. 60 lbf. probe pigtail to connector and 60 lbf. connectors to extension cable.
Probe / Cable Armor	Series 300 SS, flexible, connected to probe body with case internal thread.
Minimum Bend Radius	1 inch without armor
Target Material	4140 steel (standard)
Probe & Extension Cable Temperature Range	-40°C to +177°C (-40°F to +351°F)
Probe Pressure	Standard probe design includes seal between probe tip and case and is not pressure tested before shipment. If pressures are present, contact the factory for possible high pressure probe designs.
Relative Humidity	100% condensing but not submersible and with connectors properly protected.
Connector Material	Gold plated brass hex connectors

# 10000 PROXIMITY PROBES & CABLES FOR 7200 SERIES (11 MM)

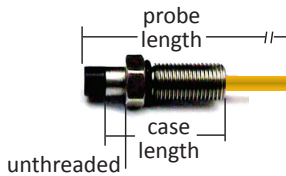
Datasheet



## ORDERING INFORMATION

STANDARD PROXIMITY PROBE 100XX-AA-BB-CC-02						
Model No.	Tip Diameter	Case Threads	Unthreaded Length AA	Case Length BB	Probe Length CC	Armor
10037	11mm	1/2"-20	<b>Standard</b> 00=0.0 in. <b>Increments</b> 05=0.5 in. <b>Maximum=</b> Case Length minus 1.0 in.	Min: <b>10</b> =1.0 in Delta: <b>05</b> =.05 in Std: <b>30</b> =3.0 in Max: <b>95</b> =9.5 in	05 = 0.5 m ± 0.05 m  10 = 1.0 m ± 0.1 m	No
10038						Yes
10039		M14-1.5	<b>Standard</b> 00=0 mm <b>Increments</b> 01= 10 mm <b>Maximum=</b> Case Length minus 20 mm.	Min: <b>02</b> =20 mm Delta: <b>01</b> =10 mm Std: <b>07</b> =70 mm Max: <b>25</b> =250 mm		No
10040						Yes
10041*		3/8-24	02= 0.2 in.	12 = 1.2 in.		No
10042*		M10-1.0	05 = 0.5 mm.	30= 30 mm.		No

\* Reverse Mount



Use a standard straight-through threaded probe or the reverse mounted probe and "stinger" depending on availability of the target.

**Model 5499 IS REQUIRED** for mounting reverse mount probes



### EXTENSION CABLE FOR 7200 SERIES 9282-AAA-BB

Cable length AAA
040= 4.0 m
045= 4.5 m
080= 8.0 m
085= 8.5 m
Armor BB
00 = NO
01 = YES



### Example transducer configuration

Given a 9 meter system, 1/2"-20 probe, 0 inch unthreaded, 3.0 inch case length, 1/2" meter long probe, no armor on probe and armored cable.

Use:

Probe: 10037-00-30-05-02

Extension cable: 9282-085-01