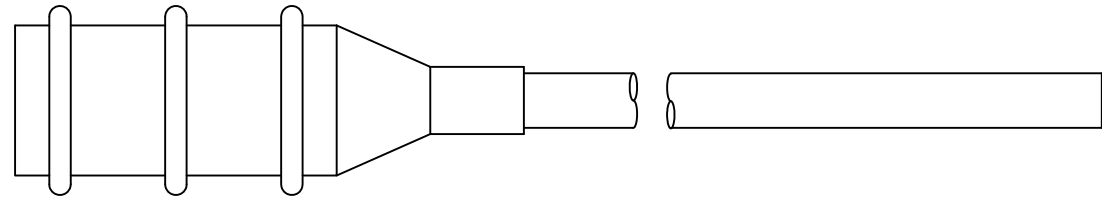
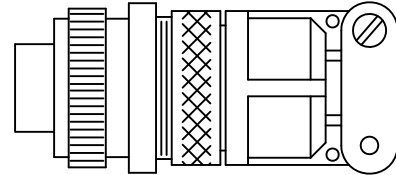


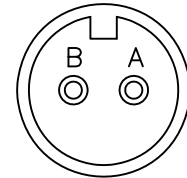
REVISIONS	
REV	CR/CHANGE
E	SI16436, REMOVE -221; -211, TEMP WAS -50°C to 121°C



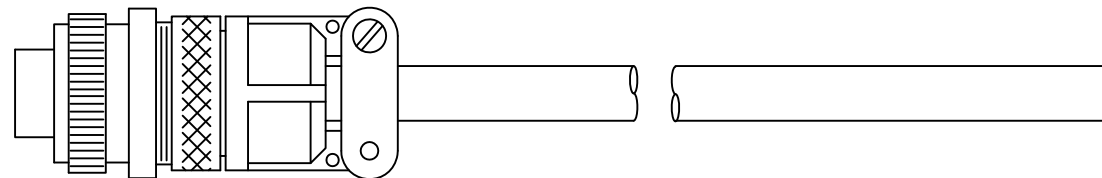
8978-111-XXXX
8978-121-XXXX



8978-200
CONNECTOR ONLY



PIN A - SIGNAL (RED)
PIN B - GROUND (BLACK)



8978-211-XXXX

SPECIFICATIONS

- 8978-111-XXXX Connector, two socket contacts, with integral, molded splash proof boot. 0.15" diameter FEP jacketed cable with twisted, shielded pair wires. Connector and cable rated for -50°C to +121°C
- 8978-121-XXXX Connector, two socket contacts, with integral, molded splash proof boot. 0.15" diameter FEP jacketed cable with twisted, shielded pair wires. Connector rated for -50°C to +121°C. Cable rated for -70°C to +200°C
- 8978-200 Connector only, two socket contacts, with cable strain relief. MS3106A-10SL-4S connector with MS3057-4A cable clamp and bushing. Connector rated for -55°C to +125°C (cable and termination by customer)
- 8978-211-XXXX Connector, two socket contacts, with cable strain relief, MS3106A-10SL-4S connector with MS3057-4A cable clamp and bushing. 0.15" diameter FEP jacketed cable with twisted, shielded pair wires. Connector rated for -55°C to +125°C. Cable rated for -70°C to +200°C
- 8978-400 Connector only, two socket contacts, with cable strain relief. MIL 3106 style, composite construction. (cable and termination by customer)

Cable length (-XXXX) is specified in 0.1 meter increments.
Example part number: 8978-111-0500 (50.0 meters)

MATERIAL:	UNLESS OTHERWISE SPECIFIED DIMENSIONS ARE IN INCHES. ALL CORNERS BROKEN TO .010 MIN RADIUS AND TOLERANCES ARE:	APPROVALS	DATE	 HOUSTON, TEXAS USA
FINISH:		DRAWN BY:		
THIS DOCUMENT AND ALL INFORMATION HEREON IS THE PROPERTY OF METRIX INSTRUMENT CO. APPROVAL MUST BE OBTAINED BEFORE IT IS REPRODUCED OR INFORMATION HEREON IS ISSUED TO A THIRD PARTY. THIS DOCUMENT MUST BE RETURNED UPON REQUEST.	FRACTIONS: DECIMALS: $\pm 1/64$.XX ± 01 ANGLES: $\pm 1^\circ$ SURFACE FINISH $64 \checkmark$	CHECKED BY:	06-22-00	
		APPROVED BY:	06-26-00	
		R.L. Morrison	06-26-00	
		SA6250		SPECIFICATIONS, CABLE, ACCELEROMETER
		SA6200		
		NEXT ASSY	USED ON	DRAWING NO. 9197 SCALE: 1:1 SHEET: 1 OF 1
		APPLICATION	DO NOT SCALE DRAWING	